




Plastic Sheets



**marlon** Clickloc  
*Easy-Fit Polycarbonate Panel*

FROM



**O'CONNOR**  
ROOFING SUPPLIES

## EASY-FIT POLYCARBONATE ROOFING PANELS

Marlon Clickloc is an easy-fit roofing panel which provides the ideal DIY roofing solution for Verandas, Canopies or Car Ports. Requiring no glazing bars, the easy-fit panels simply click and lock together to provide an instant roof. Perfect for DIY use, only standard tools are required to install. Simply cut panels to the required length, screw into place, click and lock the next panel and repeat, then finish with a U profile. The panels are manufactured from impact resistant polycarbonate which is hardwearing, durable and long-lasting. This super clear sheet has added UV protection so that you can enjoy the great outdoors whilst being protected from the harmful effects of the sun.

**NO  
GLAZING  
BARS**




Simple DIY installation



Long-lasting and durable



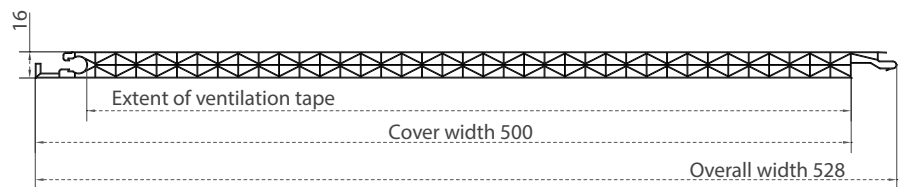
No specialist tools required



### KEY BENEFITS

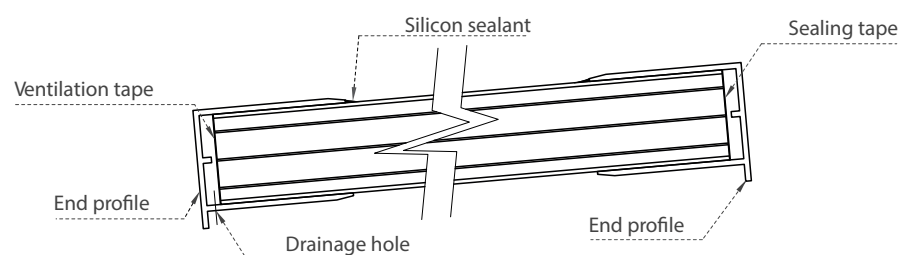
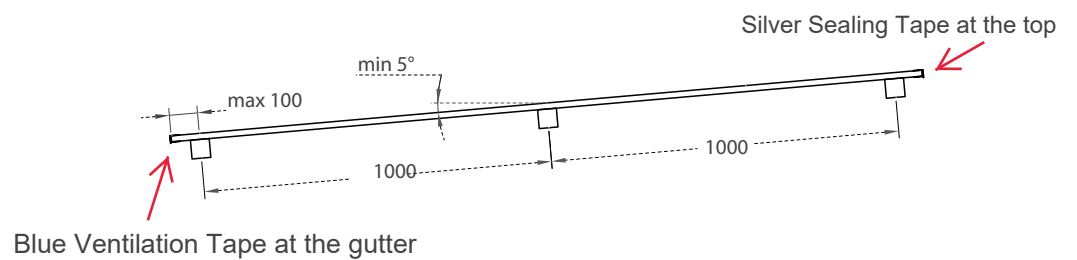
- Easy to handle
- Light in weight
- Speedy assembly
- Very strong
- Impact resistant
- UV protected

### PROFILE



### APPLICATIONS

- Carports
- Pool covers
- Canopies
- Veranda covers
- Patio covers
- Lean-toos





**O'CONNOR**  
ROOFING SUPPLIES  
www.oconnorroofing.ie

**marlon** *Clickloc*  
Easy-Fit Polycarbonate Panel

## INSTALLATION & COMPONENTS



Clickloc Easy-Fit  
Polycarbonate Panel

Silver Sealing Tape

All Purpose  
Silicone Sealant

**A**

**B**

**A**

**C**

Side Profile (F)

Available in various colours

Ventilation Tape

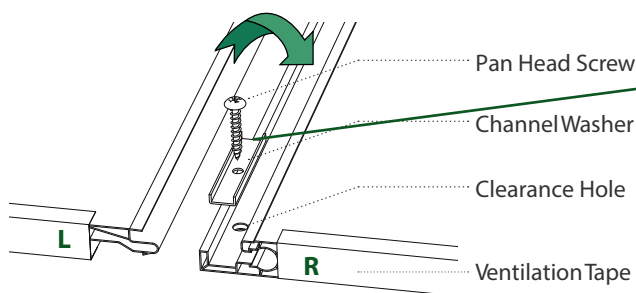
Channel Washer &  
Pan Head Screw

Drip Profile (U)

Available in  
various colours

Drainage Hole

Example Dished  
Channel Washer







### Fitting Tips

**DO NOT OVER SCREW** - Overscrewing will cause the channel washer to dish (see example of dished damaged channel washer above) which will prevent the sheets from interlocking correctly.


Before you start to interlock the sheets together it is very important to have the sheets aligned correctly, always **L** into **R** as per illustration over. Always fit sheets with the LABEL SIDE UP this side is UV protected, and your sheets will align properly. Please see our YouTube link; how to easily click and lock the sheets together; <https://vimeo.com/469784014/3d0e420e67>

## PROFILE INFORMATION



Please note for (C) Drip Profile, the customer must drill drainage holes 6-8mm every 750mm along the piece.


### Colours Available:




Goosewing Grey  
RAL 080 70 05 BS 10A05



Juniper Green\*  
RAL 160 20 10 BS 12B29



Merlin Grey  
RAL 180 40 05 BS 18B25




Anthracite  
RAL 7016




Van Dyke Brown\*  
RAL 8014 BS 08B29



Black  
RAL 9005 BS 00E53



White  
RAL 9003 BS 00E55



**O'CONNOR**  
ROOFING SUPPLIES  
www.oconnorroofing.ie

**marlonClickloc**  
Easy-Fit Polycarbonate Panel

## RECOMMENDATIONS

Minimum roof slope 5° / Maximum sheet length 4.5m

## PROPERTIES


Thickness	16mm
CoverWidth	500mm
U-value	2.0W/m <sup>2</sup> K
UV protection	Single Sided

## LIGHTTRANSMISSION

COLOUR	LIGHT	SOLAR
Clear	66%	69%
Bronze	14%	42%
Diffuser Opal (NY)	59%	30%

## SPANNING

PURLIN CENTRES (mm)	LOAD (N/m <sup>2</sup> )
800	1000
1000	750
1200	500



## UV PROTECTION

Marlon Clickloc has a coextruded UV protection layer on one side.

## WARRANTY

There is 10 year limited warranty against loss of light transmission, yellowing and weather impact available for this product.

## QUALITY

Manufactured under ISO 9001:2015

## HANDLING & SAFETY

Do not step directly on the rooflight. Use stepping boards. Work according to local safety regulations

## STORAGE

Store in a shaded place, protect from direct sunlight and rain prior to installation. Avoid covering the sheets with heat absorbing materials. Avoid contact with chemicals. Protect the sheets from physical damage.

## INSTALLATION

Make adequate allowance for thermal movement, nominally 3.5mm per metre. Holes drilled for fixings must be oversized. Sheet lengths must be limited to ensure there is no excessive movement at the end laps or fixings.

Do not overtighten fixings.


Remove protective film on installation.

## SERVICE TEMPERATURE

For stable prolonged service ranging from -20°C to 100°C. (Short term un-stressed -40°C to 130°C)

## MAINTENANCE

In order to maintain this product in good condition it should be cleaned periodically using suitable detergent cleaning agents. Do not use solvent cleaners. Do not scrub with brushes or sharp implements. Avoid cleaning in hot sun or high temperatures.



**O'CONNOR**  
ROOFING SUPPLIES

## ORDER NOW

Rampark, Jenkinstown, Dundalk,  
Co. Louth, Ireland A91 XC94  
Tel: +353 42 93 76314  
Fax: +353 42 93 76113  
Email: info@oconnorroofing.ie  
www.oconnorroofing.ie



Q09125